

# OSCILLATORY SUMS

VOLKER BETZ, VASSILI GELFREICH AND FLORIAN THEIL

**Abstract.** We explore a strange class of sums with alternating, but huge terms. Like with oscillatory integrals, the final sum is much smaller than the individual terms. Unlike oscillatory integrals, we know of no easy general explanation for this effect. In one particular case however, we are able to give a somewhat surprising explanation for it.

We all know about oscillatory integrals, where the positive and negative part of the integrand give rise to cancellations that result in a value of the integral much smaller than the values of the integrand, or in the integral being finite even though the integrand is not Lebesgue-integrable. The basic mechanism of the cancellations can be analysed and understood quite easily, and rigorously.

But what about the integrals discrete cousin, the series? As a first example, look at the sequence of finite sums  $(s_n)_{n \in \mathbb{N}}$  with  $s_n = \sum_{k=0}^{3n} \frac{(-n)^k}{k!}$ . The sum is alternating alright, but otherwise behaves rather badly: the coefficients quickly grow in absolute value, reach an exponentially large maximum at  $k = n$  and then decay to zero, being of order one around  $k = en$  (all of this can be seen easily using Stirling's formula). As for the cancellation that we might hope for, the ratio between two consecutive coefficients with  $k \approx n$  is  $e$ , so their difference is of the order  $e^n$ . In conclusion, when we just look at the coefficients of  $s_n$ , we have a hard time to believe that this sum could give any meaningful value.

Of course, we do know that  $s_n$  converges to zero as  $n \rightarrow \infty$ , as it is just the truncated Taylor series of  $e^{-n}$ , the latter being the value that  $s_n$  has when the upper summation index is taken to be infinity. By the Leibnitz criterion,  $e^{-n} - s_n$  is bounded by the first omitted term, which for  $k = 3n + 1$  is already exponentially small. Thus, after a second look there is nothing mysterious or even exceedingly interesting about  $s_n$ , despite maybe the fact that the sums are small for reasons that are not very obvious from the coefficients.

Let us make things slightly more exciting and add a perturbation. We define

$$S_n = \sum_{k=0}^n \frac{(k-n)^k}{k!}. \quad (1)$$

The coefficients show the same qualitative behaviour as those of  $s_n$ , with two important differences: this time, we do not have a Taylor series that relate  $S_n$  to a well-known function; and, taking the upper summation index to be infinity renders the expression for  $S_n$  meaningless. So, should we still expect  $S_n$  to have any sort of reasonable behaviour, or even converge as  $n \rightarrow \infty$ ? If so, why?

Let us investigate the first question by actually calculating  $S_n$  for the first few hundred  $n$ . Surprisingly,  $S_n$  converges to zero, and very quickly so: a logarithmic plot (cf. Figure 1a) shows that this convergence is exponential! But that is not all. By Figure 1a, it appears that the exponential rate of convergence of  $S_n$  is just under  $1/3$ ; so we will take a brave guess and say it is  $1/\pi$ . Let us cancel this exponential decay and see what we get. Plotting  $\tilde{S}_n = (-1)^n S_n e^{n/\pi}$  (cf. Figure 1b) makes things appear even more mysterious: now we

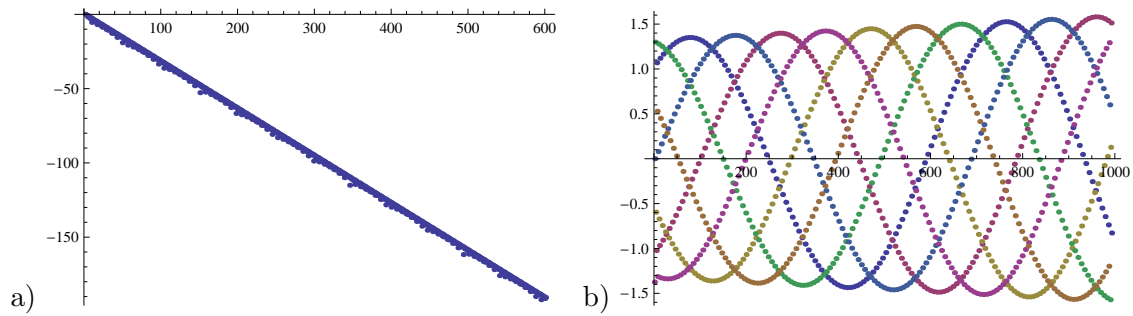


FIGURE 1. a)  $\ln|S_n|$  for  $n = 1, \dots, 600$ . b) The first 1000 values of  $(-1)^n S_n e^{n/\pi}$ , coloured modulo seven.

not only have a sequence that has no reason to converge, but nevertheless does, but when the exponential decay rate is taken out, it displays a complicated and rather beautiful structure: There are seven sine curves hidden in the values of  $\tilde{S}_n$ , each of them with a period of just under 700, and a very slight overall increase in amplitude. (The factor  $(-1)^n$  is there for cosmetic reasons: without it, we would see not seven but fourteen sine curves, in pairs such that for every curve the negative curve is also present. The image would not look nearly as nice.)

These images make the second question about the reason for the behaviour of  $S_n$  all the more interesting. In addition, further questions arise: why is the re-normalized sequence displaying a beautiful pattern of interlaced sine curves? What have the numbers  $1/\pi$  and 7 to do with it?

In the case of (1), we will be able to answer all these questions analytically, and by doing it find a very good (but hidden) reason for  $S_n$  to converge. Before doing this, let us see whether (1) is an isolated freak phenomenon, or whether there are more of those sequences that converge without having any obvious reason to do so.

It turns out that there are many, and we have listed some of those that we found in Table 1. Let us call them oscillatory sums, for their formal similarity with oscillatory integrals. Not all oscillatory sums converge, but all seem to be *much* smaller than their maximal element, or even the difference between the maximal element and the next smaller one. Also, some oscillatory sums show the interlaced sine curves when re-normalized, while some do not, see Figure 2. There are many oscillatory sums where no analytic trick like the one that we will use to treat (1) seems to work, but which nonetheless behave in a very regular way. At present, we have no idea how general this behaviour is. Have we maybe unconsciously picked sequences that are similar enough to (1) in order to behave similarly? Also, we do not know whether there is a common reason for all of them to behave as they do, or whether one has to study them case by case. It is essentially only in the case of (1) that we have a good idea of what is going on, which we will now present.

Let us view  $S_n$  not as a sequence, but as the values  $f(n)$  that some function  $f$  attains at the integers. We define

$$f(t) = \sum_{k=0}^{\lfloor t \rfloor} \frac{(k-t)^k}{k!}, \quad (t > 0) \quad (2)$$

where  $\lfloor t \rfloor$  denotes the integer part of  $t \in \mathbb{R}$ . For  $t < 0$  we set  $f(t) = 0$ . The function  $f$  has some interesting properties: first of all,  $f(n) = S_n$  for all  $n \in \mathbb{N}$ . Next,  $f$  is piecewise

$s_n$	max elem ( $n = 600$ )	$\Delta$ max elem ( $n = 600$ )	$ s_{600} $	exponential rate $\gamma$	graph
$\sum_{k=0}^n \frac{(k^2 - n^2)^k}{(2k)!}$	$1.8 \times 10^{235}$	$9.6 \times 10^{232}$	$1.0 \times 10^{33}$	0.1266	Fig. 2 a)
$\sum_{k=0}^n \frac{(k^2 - n^2)^k}{(3k)!}$	$3.5 \times 10^{29}$	$5.0 \times 10^{26}$	$6.5 \times 10^{14}$	(0.0569)	Fig. 2 b)
$\sum_{k=0}^n \frac{(\sqrt{k} - \sqrt{n})^k}{k!}$	$5.1 \times 10^7$	$9.1 \times 10^5$	$1.9 \times 10^{-3}$	0	Fig. 2 c)
$\sum_{k=0}^{2n} e^{-\frac{1}{n}(k-n)^2} (-1)^k$	1	$1.6 \times 10^{-3}$	$6.3 \times 10^{-262}$	-1	Fig. 2 d)

TABLE 1. Four oscillatory sums: max elem denotes the element of maximal absolute value,  $\Delta$  max elem the difference between the absolute values of the latter and the next smaller one, taken at  $n = 600$ . The exponential rate of growth or decay is estimated from the numerics; the value in brackets indicates that in this case, the growth is not actually exponential.

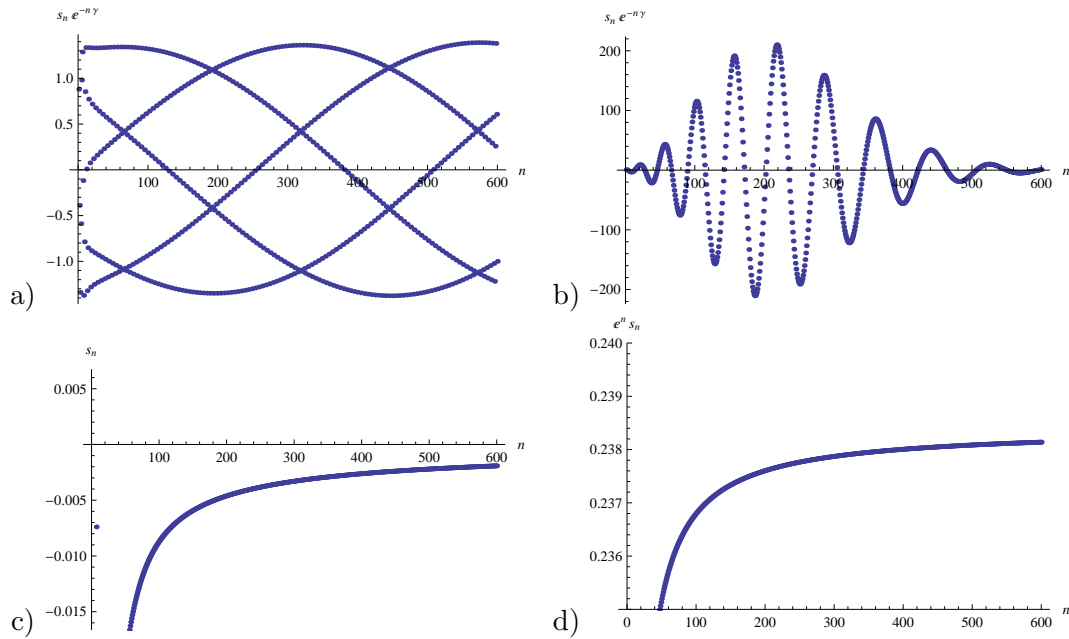


FIGURE 2. Plots of the renormalized oscillatory sums from Table 1. We plotted  $s_n e^{-\gamma n}$  for  $n = 1, \dots, 600$ , where  $\gamma$  is the exponential rate given in the next to last column of Table 1.

polynomial, being a polynomial of degree  $n$  in the interval  $[n, n + 1]$ .  $f$  is differentiable on  $(1, \infty)$ , more precisely  $f \in C^n(n, \infty)$  for any  $n \in \mathbb{N}$ . To see this, note that when  $t$  increases and crosses an integer value  $n \in \mathbb{N}$ , the sum in the definition of  $f$  gains the additional term  $(n - t)^n/n!$ . This term vanishes at  $t = n$  together with its first  $(n - 1)$  derivatives.

But most importantly,  $f$  is the unique solution of the equation <sup>1)</sup>

$$f'(t) = -f(t-1) \quad (t \notin \{0, 1\}) \quad (3)$$

subject to the initial condition

$$f(t) = 1 \quad \text{for } t \in [0, 1].$$

Indeed, if  $t \notin \mathbb{N}$  we can differentiate the definition of  $f$  to obtain

$$f'(t) = -\sum_{k=1}^{\lfloor t \rfloor} \frac{(k-t)^{k-1}}{(k-1)!} = -\sum_{k=0}^{\lfloor t-1 \rfloor} \frac{(k+1-t)^k}{k!} = -f(t-1).$$

For integer  $t \geq 2$ , the equation follows from the continuity of  $f$  and  $f'$ . Existence of a unique solution to (3) follows from considering the integral form of the equation,

$$f(t) = 1 - \int_0^{t-1} f(s) ds,$$

for  $t \geq 1$ : existence is obtained by induction on the intervals  $[n, n+1]$ , and for uniqueness note that the difference  $g(t)$  of two solutions satisfies  $|g(t)| \leq \int_0^{t-1} |g(s)| ds$ ,  $g(0) = 0$ , and apply the Gronwall lemma. By a similar argument, or by a direct estimate on (2), we can see that  $f(t) \leq e^t$  for all  $t \geq 0$ .

So  $f$  satisfies a linear delay-differential equation with constant coefficients, which can be solved using the Laplace transform. Let

$$u(p) = \int_0^\infty e^{-pt} f(t) dt$$

be the Laplace transform of  $f$ . Since we have just seen that  $f(t) \leq e^t$ , the integral is finite at least for  $\operatorname{Re}(p) > 1$ . In order to derive the equation for  $u$  we multiply equation (3) by  $e^{-pt}$  and integrate from 1 to  $\infty$ . Integrating the left hand side by parts we obtain

$$\begin{aligned} \int_1^\infty e^{-pt} f'(t) dt &= -e^{-p} f(1) + p \int_1^\infty e^{-pt} f(t) dt \\ &= -e^{-p} - p \int_0^1 e^{-pt} dt + pu(p) = -1 + pu(p). \end{aligned}$$

Integrating the right hand side we get

$$\int_1^\infty e^{-pt} f(t-1) dt = \int_0^\infty e^{-p(t+1)} f(t) dt = e^{-p} u(p).$$

Therefore

$$-1 + pu(p) = -e^{-p} u(p)$$

and consequently

$$u(p) = \frac{1}{p + e^{-p}}.$$

To get back to the function  $f$ , we need to invert the Laplace transform. For this, let us first study the analytic continuation  $u(z)$  of  $u$ . It has simple poles where the denominator is zero, i.e. where

$$z + e^{-z} = 0, \quad (4)$$

and it is analytic otherwise. Since (4) is equivalent to  $z e^z = -1$ , the poles closest to the real axis are  $W(-1)$  and  $\overline{W}(-1)$ , where  $W$  is the Lambert function, i.e. the inverse

---

<sup>1)</sup>The authors thank D.Turaev for pointing out that  $f(t)$  satisfies equation (3).

function of  $ze^z$ . This function is multi-valued, and in order to get error estimates, we want the location of the next pair of poles, too.

We transform (4) into the pair of real equations

$$-x = e^{-x} \cos y \tag{5}$$

$$y = e^{-x} \sin y, \tag{6}$$

with  $z = x + iy$ . Since  $f$  is real on the real line, singularities come in complex conjugate pairs, and we restrict to  $y > 0$ . Equation (6) implies that  $e^x = \sin(y)/y \leq 1$ , so  $x < 0$ , which means that all the singularities are on the left of the real axis. Squaring and adding (5) and (6) yields  $y^2 = e^{-2x} - x^2$ , so for any solution  $|y|$  grows monotonically with  $|x|$ , and vice versa. Finally, rearranging (6) and taking the logarithm yields  $x = \ln(\sin(y)/y)$  whenever  $\sin(y) > 0$ , with no real solution otherwise. Inserted into (5), this leads to

$$\ln\left(\frac{\sin y}{y}\right) \sin y = -y \cos y. \tag{7}$$

The left hand side of (7) is defined for  $(k\pi, (k+1)\pi)$  with  $k$  even, and has exactly one solution in each of these intervals. The first two of them are  $y_1 = 1.33724$  and  $y_2 = 7.58863$ , leading to  $z_1 = W(-1) \approx -0.31832 + 1.33724i$  and  $z_2 \approx -2.06228 + 7.58863i$ . All further solutions have even larger negative real part.

The inverse Laplace transform can now be done using the Bromwich integral:

$$f(t) = \frac{1}{2\pi i} \int_{-i\infty}^{i\infty} \frac{e^{pt}}{p + e^{-p}} dp,$$

where as a path of integration we choose the imaginary axis, which is right of all singularities of  $u$ , as is required. Now, shifting the path of integration to the left and using residues, we get

$$f(t) = 2\operatorname{Re} \frac{e^{z_1 t}}{1 + z_1} + O(e^{-\operatorname{Re}(z_2)t}).$$

With  $z_j = x_j + iy_j$  this gives

$$f(t) = \frac{2}{|1 + z_1|} e^{x_1 t} \cos(y_1 t + \arg(1 + z_1)) + O(e^{x_2 t}). \tag{8}$$

So,  $f$  is a decaying exponential times a cosine function, and we are in the position to answer all of the questions that we asked before. Firstly, what does  $1/\pi$  have to do with  $S_n$ ? The answer is, nothing at all, except that it happens to agree with the  $-\operatorname{Re}(W(-1))$  in the first four valid digits. The discrepancy is small enough so it does not lead to an exponential growth in Figure 1b, although a slight increase of amplitude is indeed visible. Secondly, what has seven to do with it, and why do we see the interlaced sine functions? Given (8), the answer becomes obvious, although it may have been obvious from the start for people who are working in signal processing. Have a look at Figures 3a and 3b, and guess what you are seeing.

The surprising answer is that both of the plots actually depict the same sequence, namely  $(\cos(n))_{n \in \mathbb{N}}$ . The only difference is that the first plot contains the first 1000 elements, while the second one contains the first 3000 ones. If you want to verify this, hold Figure 3a in front of your eyes at an acute angle, and look over it from the side! Apart from telling us that we might want to be careful when drawing conclusions from looking at plots, Figure 3b could have suggested from the start what we have seen in (8), namely that  $S_n$  is an undersampling of a trigonometric function at a frequency that is incommensurable to the period of that function. And now the significance of the number

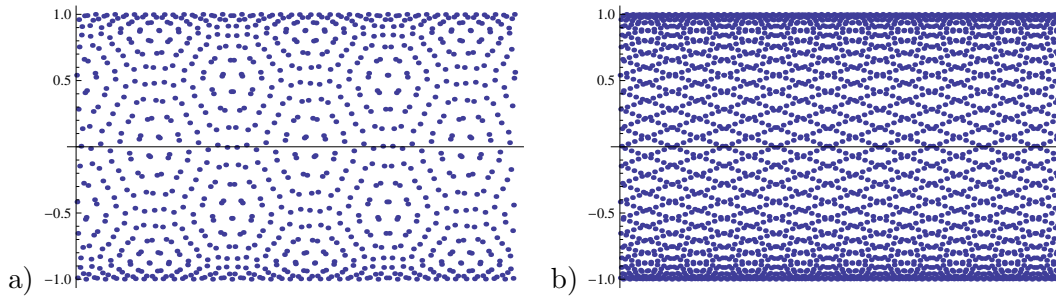


FIGURE 3. Guess what sequence you are seeing in each of these pictures!

7 (or rather 14, as discussed above) for  $S_n$  is not hard to understand any more: If we consider the defect of diophantine approximations

$$d(n) = \min_{1 \leq p, q \leq n} \left| \frac{\operatorname{Im}(z_1)}{2\pi} - \frac{p}{q} \right|,$$

then the numbers  $n$  where  $d$  jumps correspond to sampling frequencies which will give the illusion of periodic behavior. If  $N$  points are plotted then we need that  $Nd(n) = O(1)$ . The first solution for  $1000d(n) \leq 3$  is obtained for  $n = 14$ .

Let us finally note that the trick of writing an oscillatory sum as the values of a function at integer points, and deriving a differential equation for that function, works for a few other sums: e.g., for the truncated negative exponential  $s_n(\gamma) = \sum_{k=0}^{\lfloor \gamma n \rfloor} (-n)^k / k!$ , with  $\gamma > 0$ , we introduce  $s(t) = \sum_{k=0}^{\lfloor \gamma t \rfloor} (-t)^k / k!$  and obtain the equation  $s'(t) + s(t) = (-t)^{\lfloor \gamma t \rfloor} / \lfloor \gamma t \rfloor!$ , with the solution

$$s(t) = e^{-t} \left( 1 + \int_0^t e^r \frac{(-r)^{\lfloor \gamma r \rfloor}}{\lfloor \gamma r \rfloor!} dr \right). \quad (9)$$

A simple estimate of the integrand using Stirling's formula shows that  $s(t)$  diverges when  $\gamma < e$ , decays exponentially but not as quickly as  $e^{-t}$  when  $e < \gamma < 1/W(1/e) \approx 3.591$  (with  $W$  again the Lambert function); in the latter case the integral in (9) still diverges. For  $\gamma > 1/W(1/e)$ ,  $s(t)$  converges like  $e^{-t}$ . We could have had the same insight by estimating the first remainder term  $n^{\gamma n} / (\gamma n)!$ . On the other hand, a sum of the form  $s_n = \sum_{k=0}^{\lfloor n/\alpha \rfloor} \frac{\beta^k (\alpha k - n)^k}{k!}$ , when transformed to a function  $s(t)$  in the obvious way, fulfills  $s'(t) = -\beta s(t - \alpha)$  for every  $\alpha, \beta > 0$ , and can be treated in the same way as  $S_n$ . But this seems to be pretty much the furthest we can stretch the idea of solving a simple differential equation to treat an oscillatory sum: in particular, we re-emphasize that for the many types of oscillatory sums that we tried, including those in Table 1, we have found no way of understanding the highly regular behaviour they seem to exhibit.

VOLKER BETZ  
 DEPARTMENT OF MATHEMATICS  
 UNIVERSITY OF WARWICK  
 COVENTRY, CV4 7AL, ENGLAND  
<http://www.maths.warwick.ac.uk/~betz/>  
 E-mail address: v.m.betz@warwick.ac.uk